

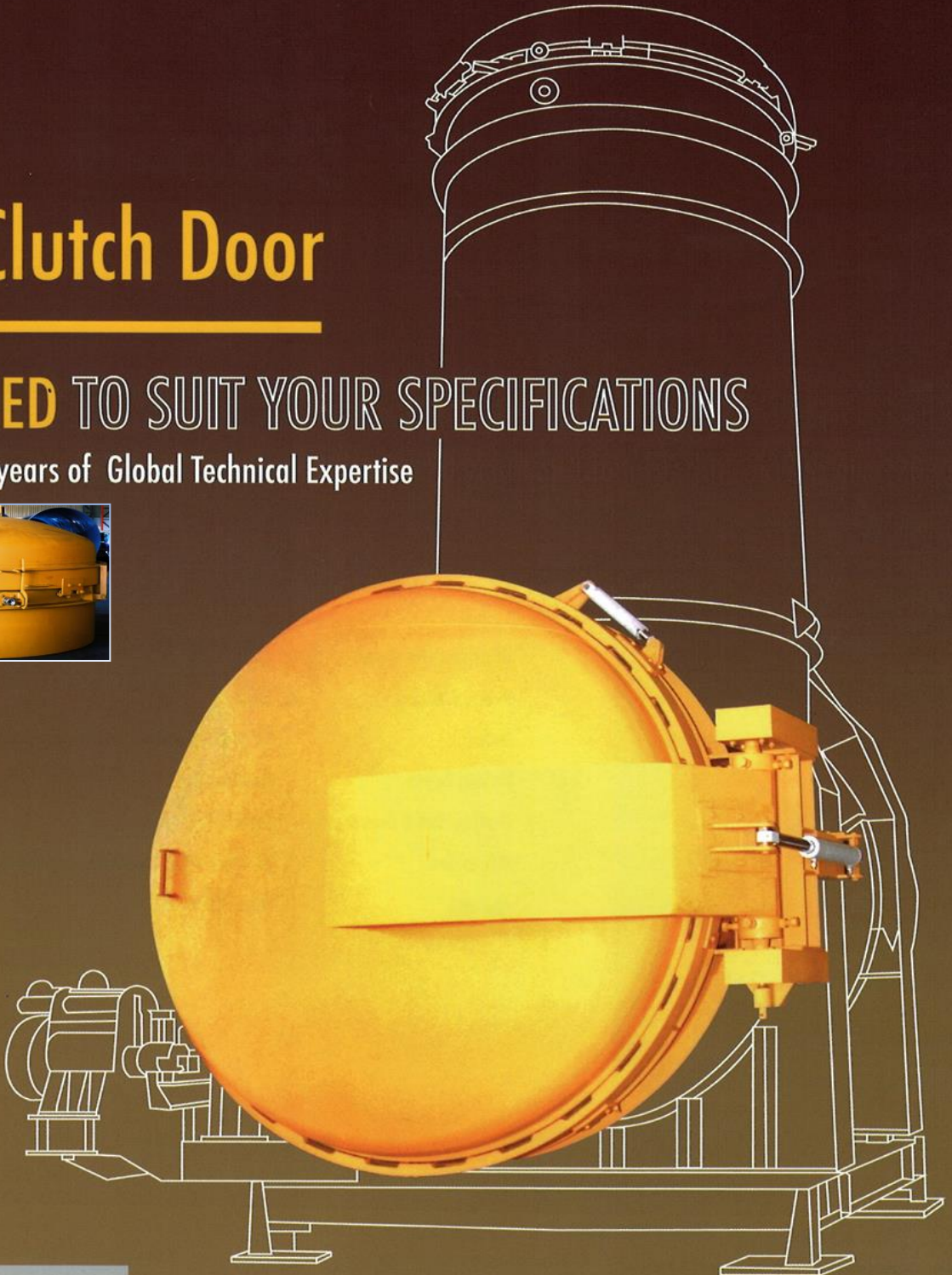




UNI-VESSEL ENGINEERING (B'WORTH) SDN BHD

# UVE Clutch Door

DESIGNED TO SUIT YOUR SPECIFICATIONS

With over 20 years of Global Technical Expertise





## UVE Clutch Door Specifications

Outer Diameter (mm)	: 1200, 1500, 1700, 1900, 2100, 2700, 2800, 3000, 3200
Design Pressure	: 50psig
Materials	: JIS SS400 / ASTM SA516 Gr.70 / SS304 Stainless Steel
Locking Device	: Ring Rotating Type
Loading Face & Groove Insert	: Grade 304 Stainless Steel
Rubber Seal	: Oil & Heat Resistant Self-Energizing Type (EPDM Rubber)
Approval	: From DOSH Malaysia

**UNI-VESSEL ENGINEERING (B'WORTH) SDN BHD** (178872-U)

No. 1564, Jalan Tasek, 14120 Simpang Ampat,  
Seberang Perai Selatan, Pulau Pinang, West Malaysia

Tel : 604 – 588 8341 Fax : 604 – 588 9615

Email : [project@uni-vessel.com](mailto:project@uni-vessel.com)

Website : [www.uni-vessel.com](http://www.uni-vessel.com)

**Distributor:**